


Journal Pre-proof

Thermal oxidation of poly(dicyclopentadiene) - Effect of phenolic and hindered amine stabilizers

Jing Huang, Pierre Yves LE Gac, Emmanuel Richaud



PII: S0141-3910(20)30199-3

DOI: <https://doi.org/10.1016/j.polyimdegradstab.2020.109267>

Reference: PDST 109267

To appear in: *Polymer Degradation and Stability*

Received Date: 19 May 2020

Revised Date: 9 June 2020

Accepted Date: 10 June 2020

Please cite this article as: Huang J, Yves LE Gac P, Richaud E, Thermal oxidation of poly(dicyclopentadiene) - Effect of phenolic and hindered amine stabilizers, *Polymer Degradation and Stability* (2020), doi: <https://doi.org/10.1016/j.polyimdegradstab.2020.109267>.

This is a PDF file of an article that has undergone enhancements after acceptance, such as the addition of a cover page and metadata, and formatting for readability, but it is not yet the definitive version of record. This version will undergo additional copyediting, typesetting and review before it is published in its final form, but we are providing this version to give early visibility of the article. Please note that, during the production process, errors may be discovered which could affect the content, and all legal disclaimers that apply to the journal pertain.

© 2020 Published by Elsevier Ltd.

Prof Emmanuel RICHAUD

Laboratoire Procédés et Ingénierie en Mécanique et Matériaux

Arts et Métiers ParisTech

To whom it may concern

Please find enclosed the credit author statement for the paper entitled:

THERMAL OXIDATION OF POLY(DICYCLOPENTADIENE) – EFFECT OF PHENOLIC AND HINDERED AMINE
STABILIZERS

Jing Huang performed experimental work and kinetic modeling of results

Pierre Yves Le Gac Emmanuel Richaud managed the choice of investigated materials and helped for
discussion of results.

Prof Emmanuel RICHAUD

Emmanuel RICHAUD


THERMAL OXIDATION OF POLY(DICYCLOPENTADIENE) - EFFECT OF PHENOLIC AND HINDERED AMINE
STABILIZERS

Jing HUANG¹, Pierre Yves LE GAC², Emmanuel RICHAUD^{1*}

1 : Laboratoire PIMM, Arts et Metiers Institute of Technology, CNRS, Cnam, HESAM Université, 151
boulevard de l'Hôpital, 75013 Paris, France.

2 : IFREMER, Service Matériaux et Structures, Centre de Brest BP70, 29280 Plouzané, France.

* Corresponding author: emmanuel.richaud@ensam.eu

ABSTRACT

The thermal oxidation of stabilized polydicyclopentadiene was deeply studied here for the first time. Three kinds of antioxidants (phenolic antioxidant BHT, monomeric hindered amine in alkoxyated form Tinuvin 123 and oligomeric hindered amine Chimassorb 2020) were compared at the same concentrations. Tinuvin 123 was observed to be more efficient than Chimassorb 2020 because of the “activated” nature of alkoxyamine in Tinuvin 123. Results were simulated using a completed version of previously established kinetic model for thin PDCPD films in order to be able to make reliable lifetime prediction of stabilized PDCPD.

KEYWORDS

polydicyclopentadiene, thermal oxidation, antioxidants, kinetic modeling

1. INTRODUCTION

The long term use of hydrocarbon polymers such as polyolefins and rubbers is made possible if they are efficiently protected against degradation (here oxidation) using stabilizers such as phenolic antioxidants or hindered amine stabilizers. The mechanisms of action of these latter are well documented [^{1,2}] together with the matter that physical phenomena (diffusion, solubility, loss by evaporation...) have a first order influence on their efficiency [^{3,4}]. After decades of intensive researches, many solutions are available depending of the polymer nature, use temperature and geometry [⁵]. The case of PDCPD is however original and not addressed to our knowledge in existing scientific literature. It is particularly challenging for two reasons:

- Additive free PDCPD undergoes fast oxidation because of the presence of polymerization catalysts favors the decomposition of hydroperoxides [⁶], and low segmental mobility slowing down the termination process [^{7,8}].
- PDCPD is usually manufactured by a reactive process where monomer + procatalyst (part A) and monomer + activator (part B) are mixed through a mixing head. The reaction between activator and procatalysts generates catalyst of Ring Opening Metathesis Polymerization and makes possible the network synthesis. Antioxidants are directly added to part A or part B and must not interact with the ROMP mechanism (a nice example of antioxidant preventing crosslinking is the case of irradiation crosslinked UHMWPE where a detrimental effect of vitamin E on the crosslinking was observed since phenol group react with gamma induced radicals generated by radiolysis [⁹]).

The aim of the present work is hence to investigate possible pathways of PDCPD stabilization by screening stabilizers with different action mechanisms (phenolic antioxidants one (reacting by a sacrificial process) vs hindered amine stabilizers (reacting by a regenerative mechanism), molar mass (« monomeric » vs « oligomeric » stabilizers triggering their physical performances) and initial « activated » state (secondary vs alkoxyamine for HAS). The thermal ageing of samples with various stabilizer concentrations will be studied at 3 different temperatures to investigate the effect of this latter on stabilizers efficiency. Based on experimental results, we will be able to choose stabilizers offering better balance between kinetic of ROMP polymerization and long term stability. Then, these results will be used to set up, for the first time, a kinetic model where stabilization rate constants will be either chosen for literature or determined from the simulation of our experimental results. This completed model will help to predict degradation kinetics in other conditions using extrapolated values of rate constants estimated in this work.

2. MATERIALS AND METHODS

2.1. Materials

The samples under investigation were supplied as stabilized bulk materials prepared by reaction injection molding process at about 40°C from reactive mixture of dicyclopentadiene, ruthenium catalyst [6] and either butylated hydroxytoluene (BHT), or Tinuvin 123 or Chimassorb 2020 (Figure 1). 6-15 μm thickness films were obtained from the bulk material using a microtome (RM 2255 Leica) and stored in fridge (-20°C) for at most 7 days before ageing. The oxidation of additive free PDCPD samples with the same thickness was shown to be not limited by oxygen diffusion [8]. The thickness of oxidized layer of stabilized polymers was also shown to be higher for stabilized polymers than unstabilized ones [10]. We will thus assume that the oxidation of samples under investigation in this paper is not subject to control by oxygen diffusion.

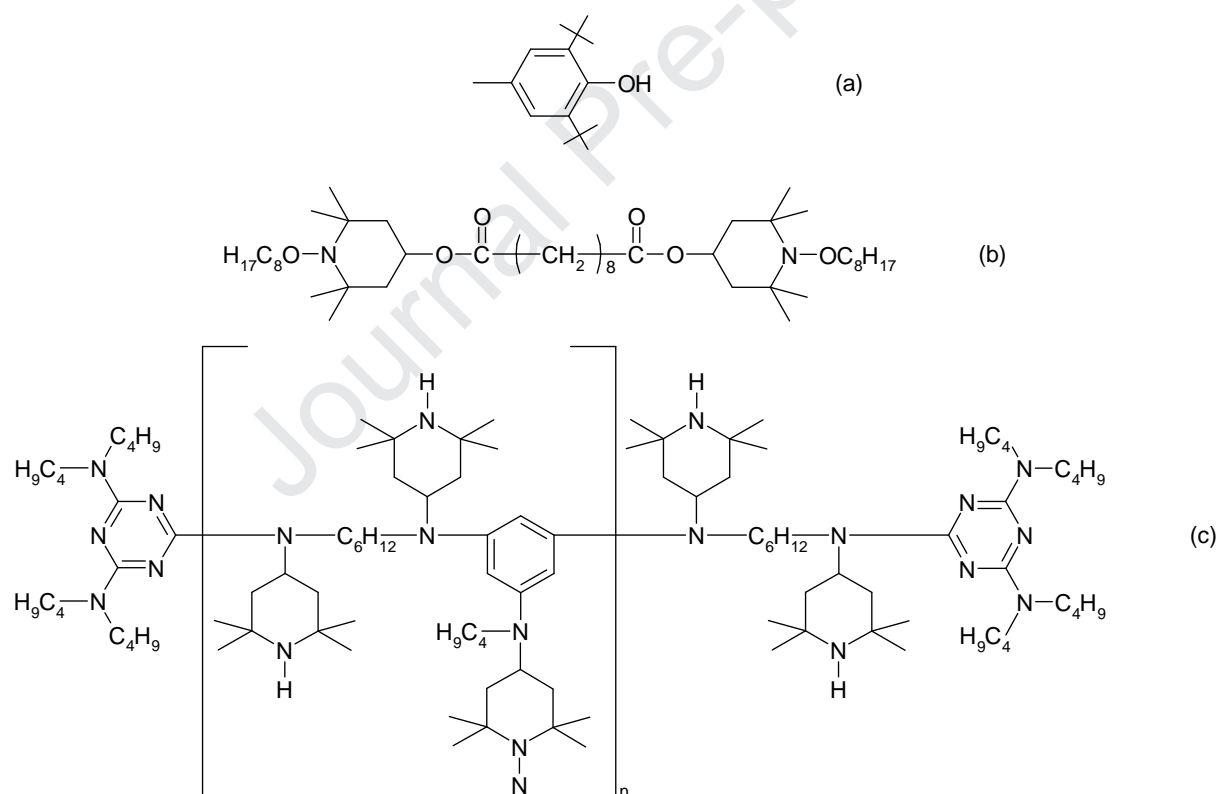


Figure 1. Structure of BHT (a), Tinuvin 123 (b) and Chimassorb 2020 (c).

Antioxidants were studied at the same 5 concentrations in active groups which was assessed from the overall mass fraction (x_{AH}) by:

$$[AH] = \frac{f_{AH} \times d_{PDCPD} \times x_{AH}}{M_{AH}}$$

where:

- M_{AH} (mol g^{-1}) is the molar mass of antioxidants equal to 220 g mol^{-1} for BHT, 737 g mol^{-1} for Tinuvin 123. It is reported to range between 2600 to 3400 g mol^{-1} for Chimassorb 2020 [11] which is an oligomer resulting from condensation reactions.
- f_{AH} is the number of functionality equal to 1 for BHT, 2 for Tinuvin 123. For Chimassorb 2020, the average number of piperidine group per molecule would range from 8.75 and 12.2.
- d_{DCPD} is the density of PDCPD (1 g cm^3).

The calculations of double bonds concentrations (needed for simulation part) were done using Beer-Lambert law from the peak of double bonds absorbance at 3050 cm^{-1} , 973 cm^{-1} and 733 cm^{-1} by FTIR [12]. The results are presented in Table 1. Interestingly, the double bonds concentrations of stabilized PDCPD are slightly lower than the one of additive-free PDCPD [12].

Antioxidants	CAS	Mass fraction (%)	[AH] (mol l^{-1})	[C=C] (mol l^{-1})
none	-	-	-	12 - 13
BHT	128-37-0	0.05	$2.27 \cdot 10^{-3}$	8 - 9
		0.1	$4.55 \cdot 10^{-3}$	8 - 9
		0.2	$9.09 \cdot 10^{-3}$	8 - 9
		0.5	$2.27 \cdot 10^{-2}$	8 - 9
		1	$4.55 \cdot 10^{-2}$	8 - 9
Tinuvin 123	129757-67-1	0.08	$2.27 \cdot 10^{-3}$	9 - 10
		0.17	$4.55 \cdot 10^{-3}$	9 - 10
		0.34	$9.09 \cdot 10^{-3}$	9 - 10
		0.84	$2.27 \cdot 10^{-2}$	9 - 10
		1.68	$4.55 \cdot 10^{-2}$	9 - 10
Chimassorb 2020	192268-64-7	0.068 (0.063)	$2.27 \cdot 10^{-3}$	8 - 9
		0.135 (0.127)	$4.55 \cdot 10^{-3}$	8 - 9
		0.27 (0.253)	$9.09 \cdot 10^{-3}$	8 - 9
		0.675 (0.633)	$2.27 \cdot 10^{-2}$	8 - 9
		1.351 (1.267)	$4.55 \cdot 10^{-2}$	8 - 9

Table 1. Stabilizers and double bonds concentrations for additive-free and stabilized PDCPD samples.

NB: For Chimassorb 2020, data are calculated for $M_{AH} = 2600$, $f_{AH} = 8.75$ whereas values in parentheses correspond to $M_{AH} = 3400$, $f_{AH} = 12.2$.

2.2. Ageing

Samples were exposed at various temperatures (50, 90 and 120°C) in air-ventilated ovens supplied by System Climatic Service under atmospheric air.

2.3. FTIR

The FTIR spectra were collected on a Frontier spectrometer (PerkinElmer) as the average of 4 scans performed over a spectral range from 400 to 4000 cm^{-1} with a resolution of 4 cm^{-1} . Spectra were then analyzed with Spectrum™ software. The concentrations of carbonyls generated by oxidation were calculated using the Beer-Lambert equation with a molar absorptivity of 300 $\text{mol l}^{-1} \text{cm}^{-1}$ at 1710 cm^{-1} [7]. The methods for determining double bonds concentration was previously detailed in [13].

3. Results

3.1. Compatibility study

Since antioxidants must be compatible with the metathesis catalyst used to polymerize DCPD, we first decided to perform compatibility tests between polymerization catalysts and investigated stabilizers. For that purpose, the polymerization kinetics were followed (see Figure 2). The smoke time (i.e. the onset time of the temperature vs time curves) for reactive mixtures containing stabilizers are lower than for unstabilized one, meanwhile the maximal temperature (linked to the polymerization yield) remains the same. In other words, it seems there is no detrimental interaction between catalysts and chosen stabilizers.

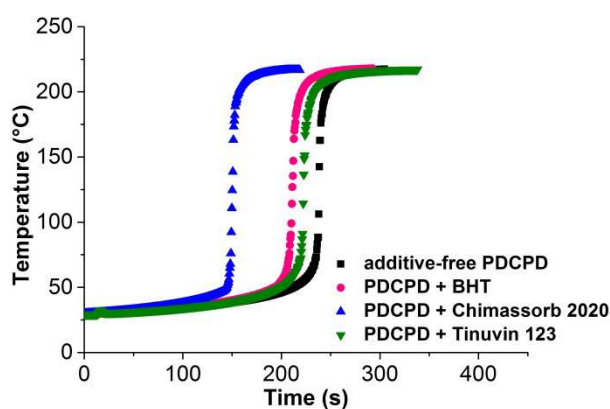


Figure 2. Thermographs for ROMP of DCPD catalyzed by ruthenium metathesis catalyst with and without antioxidants.

3.2. Initial characterization

Samples were characterized by FTIR spectroscopy after processing, leading to the following observations:

- Tinuvin 123 is characterized by the absorption due to ester groups at about 1735 cm^{-1} ,
- Chimassorb 2020 is characterized by the absorption due to the triazine groups at about 1530 cm^{-1}
- All absorbances are shown to linearly increase with stabilizer. The absence of concavity would indicate the absence of significant stabilizer loss during processing. The possible molar absorptivities would be around $575\text{ l mol}^{-1}\text{ cm}^{-1}$ for ester groups in Tinuvin 123 (in line with the case of other stabilizers with aliphatic esters held by flexible chains [¹³]) and $1090\text{ l mol}^{-1}\text{ cm}^{-1}$ for triazine groups.
- A small signal is detected in the O-H et N-H stretching region (see Appendix 1) but its amplitude is too low to permit a reliable method to monitor the residual stabilizer concentration.
- Interestingly for HAS and BHT stabilizers, a small signal is detected at 1720 cm^{-1} indicating a small pre-oxidation of samples irrespectively of their stabilizers package. This can be explained from their stabilization mechanism (recalled later) where hydroperoxides are generated from reactions between radicals and stabilizers and would almost instantaneously decompose in processing conditions.

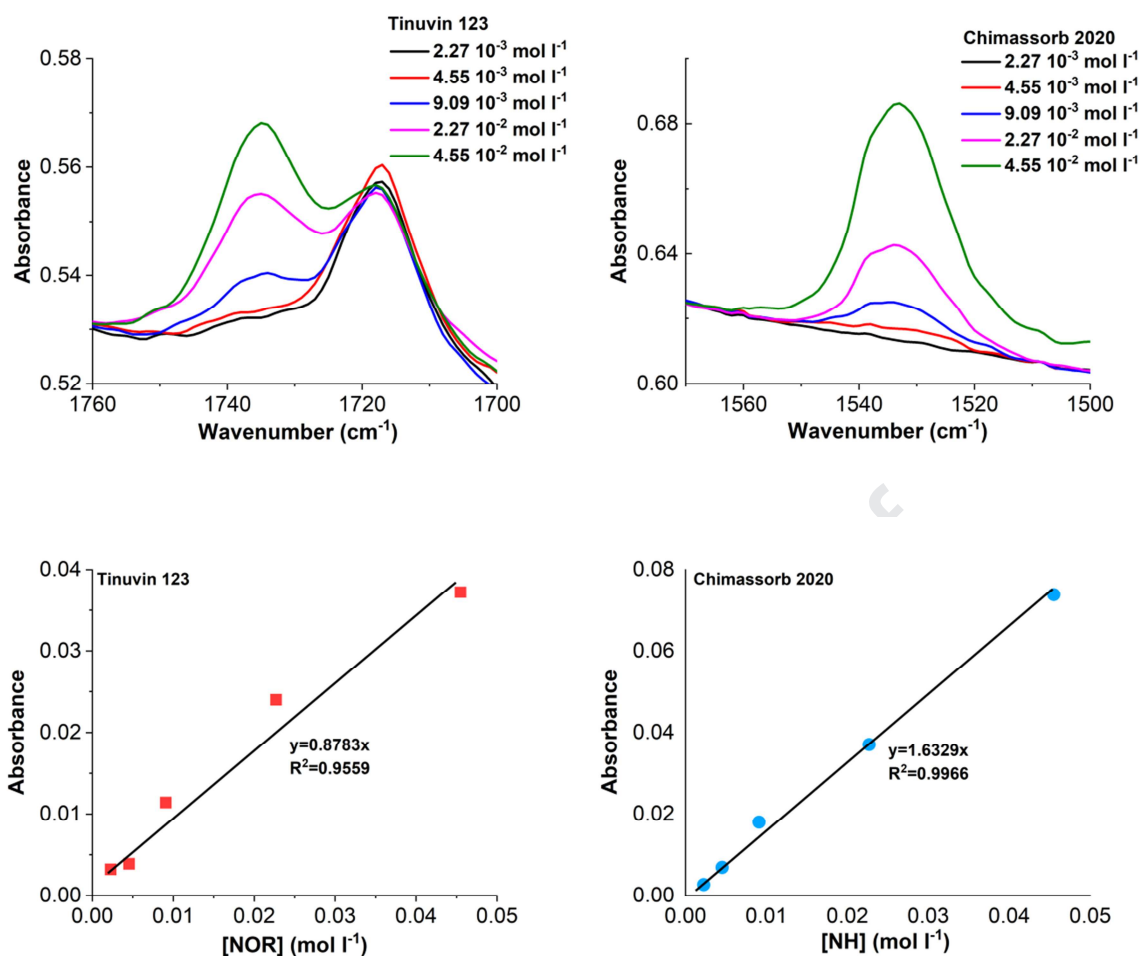
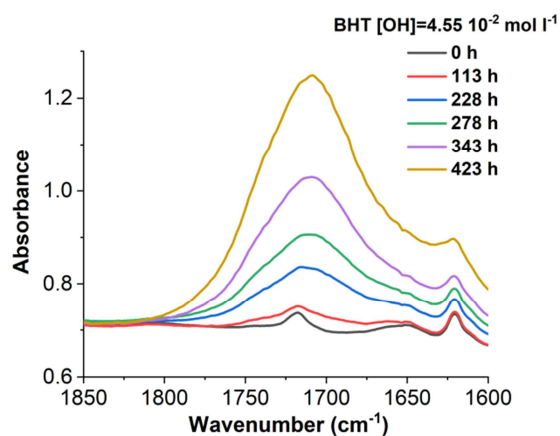


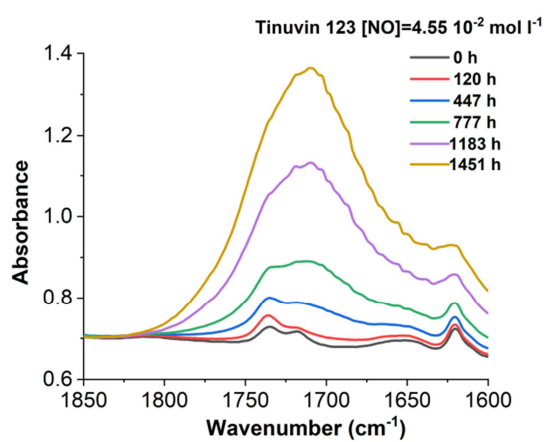
Figure 3. Characteristic absorbances of HAS stabilizers in samples before thermal ageing (NOR is the concentration in active groups in Tinuvin 123 and NH in Chimassorb 2020).

3.3. Ageing results

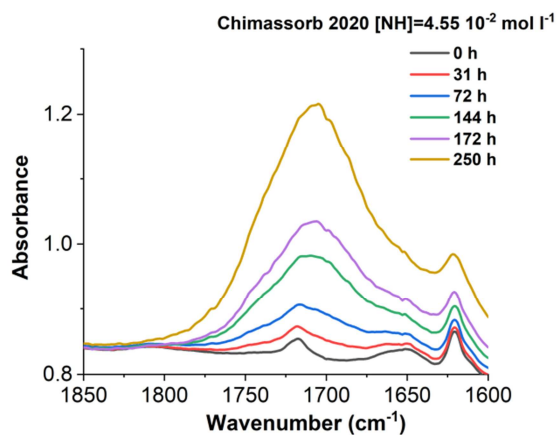
Thermal oxidation of PDCPD with 5 different concentrations of each stabilizer was investigated at 50, 90 and 120°C under in air. The changes in FTIR spectra are given in Figure 4. It seems in particular that the shape of carbonyl absorbance is the same for all stabilizer packages under study, contrarily to PP case for example where the carbonyl absorbance observed in thermally oxidized samples is not the same for phenols and HAS stabilized samples [14, 15]. It suggests that the same stable carbonyl products are generated during thermal oxidation and the same molar absorptivity can be used for all samples under study. Using these data, the carbonyl concentration is measured during ageing, results at 50°C are shown in Figure 5.



(a)

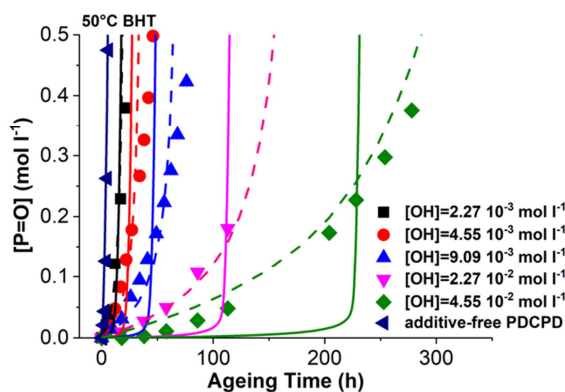


(b)

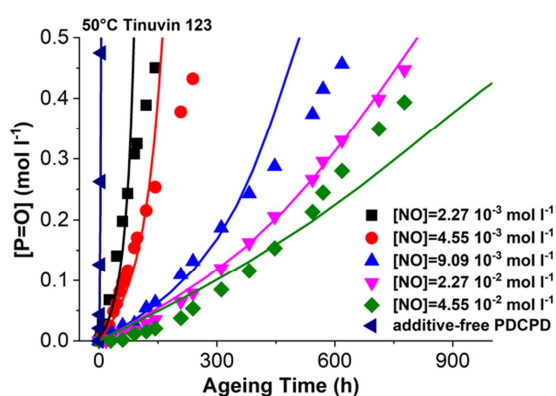


(c)

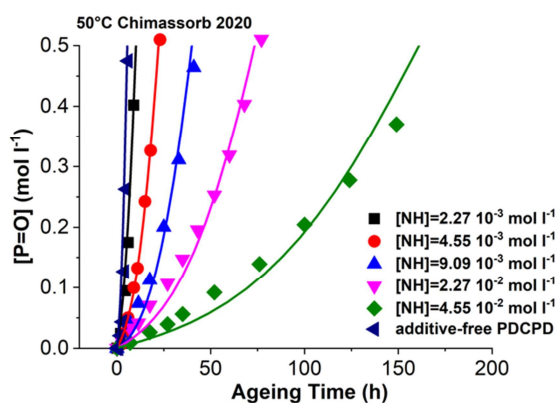
Figure 4. FTIR spectra of samples after various ageing times at 50°C for BHT (a), Tinuvin 123 (b) and Chimassorb 2020 (c).



(a)



(b)



(c)

Figure 5. Kinetic curves of the carbonyl concentration ($[P=O]$) as a function of the exposure time for PDCPD stabilized with 5 concentrations of BHT (a), Tinuvin 123 (b) and Chimassorb 2020 (c) and additive-free PDCPD at 50°C. Solid lines represent simulations by kinetic model (see “Discussion” with dashed lines for model 1 and full lines for model 2).

Those curves display the characteristic behavior for the oxidation of pure and stabilized hydrocarbon

polymers i.e. an induction period during (which there are low changes for example in the concentration in carbonyls) followed by a strong auto-acceleration characterized by the maximal oxidation rate. Let us recall that, according to previous works in PDCPD [12] or other polyolefins [16], the end of induction period (in terms of carbonyl build-up) corresponds to the loss of mechanical toughness (for example a drop in elongation at break), in other words to end-of-life (NB: a more thorough investigation will be presented in [17]). For better illustrating the effect of stabilizer concentration, the changes of oxidation rate and lifetime with concentration of stabilizers are summarized in Figure 6.

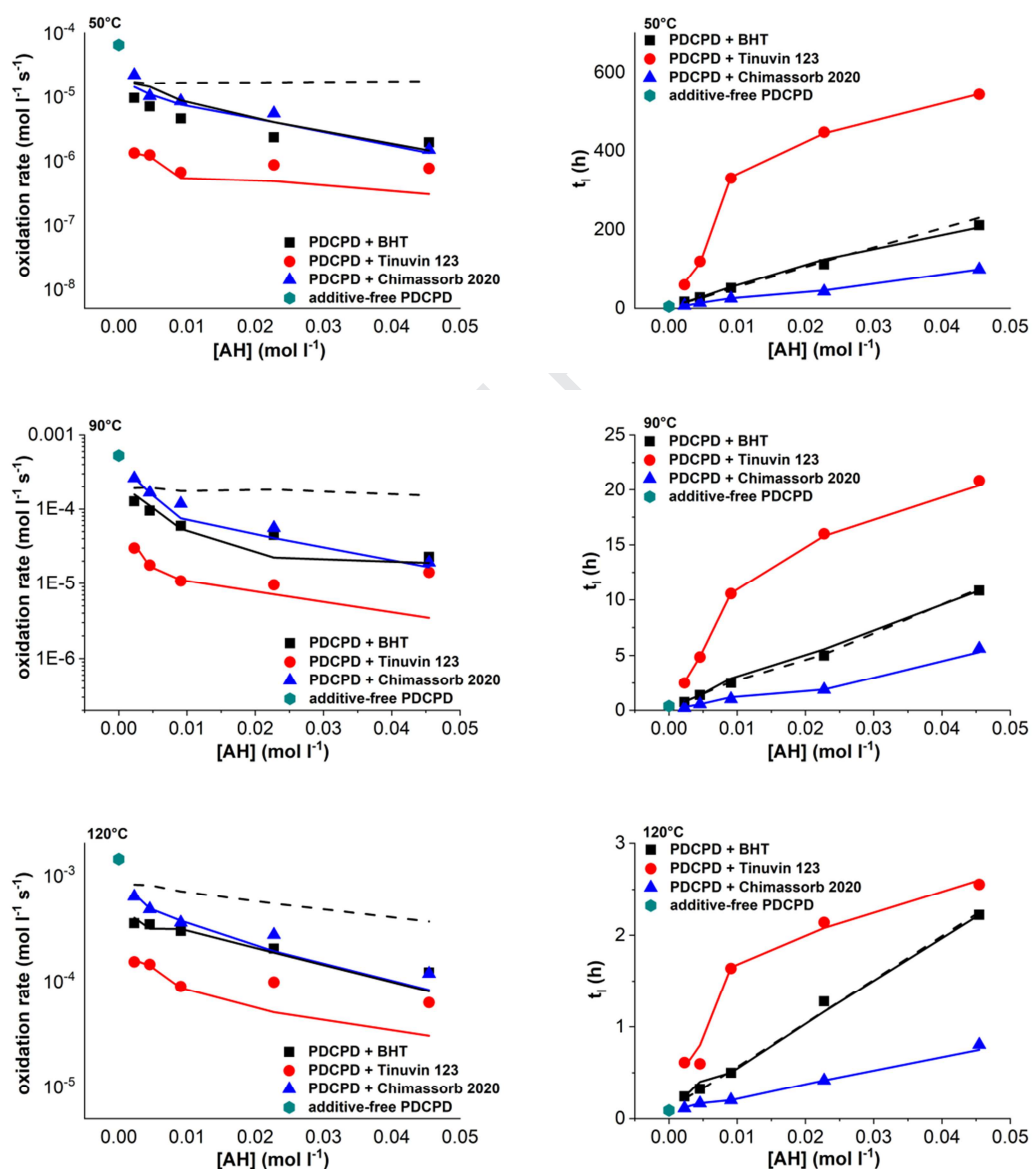


Figure 6. Changes of the oxidation rates and the lifetime with concentration of stabilizers at 50°C, 90°C and 120°C. Solid lines: simulations by kinetic model (see "Discussion").

These experimental results call for the following comments:

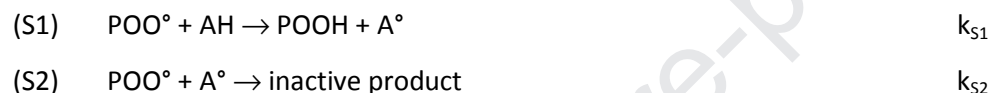
- The use of commercial stabilizers induces a large increase in lifetime (or induction period for carbonyl build-up, see above) of PDCPD: for an example lifetime of PDCPD with 0.01 mol l⁻¹ of Tinuvin 123 at 50°C is equal to 400 h vs 3 h for unstabilized PDCPD in the same conditions.
- The lifetime (or induction period) increases with stabilizer concentration. In the case of Tinuvin 123, two regimes can be distinguished: the “low concentrations” domain where induction period linearly increases with the concentration of stabilizers (consistently with previous observations [18, 19, 20]) and the “high concentrations” domain where the lifetime increases at a slower rate (or even almost plateaus). A possible explanation for the existence of those two domains is that stabilizer concentration becomes higher than its solubility limit (this latter is defined as the concentration above which stabilizer starts to phase separate [21] and excess stabilizer concentration has low effect [13]). No insoluble stabilizer was detected in liquid monomer suggesting that compatibility was good (this was not verified in the polymer however). Another possible explanation is linked to the stabilizer evaporation [13] lowering its efficiency. In fact, when increasing ageing temperature, the value of Tinuvin 123 concentration separating the two domains remains the same (Figure 6) whereas both the solubility limit and the evaporation rate are expected to increase [22, 23] with respectively a positive or a negative effect on the concentration separating “low” and “high concentration” domains. It suggests that both effects co-exist and perhaps compensate.
- The oxidation rate decreases with the concentration of stabilizers and reaches a pseudo plateau. This behavior was already reported for hindered amines [24, 25] consistently with their regenerative behavior. In the case of phenolic antioxidants, an increase in the stabilizer concentration leads to shift kinetic curves towards longer exposure times [18-20, 26] without significant changes in oxidation rate when increasing the stabilizer concentration. It suggests that some regenerative processes also occur for BHT, as it will be discussed latter.
- The phenolic stabilizer BHT is less efficient than Tinuvin 123 (possibly because Hindered Amines display a regenerative behavior where phenols display a sacrificial one). Despite its lower molar mass (involving possibly evaporation issues), Tinuvin 123 seems more efficient than Chimassorb 2020 (which is an oligomer and cannot migrate or evaporate). A mechanistic explanation will be proposed in the discussion. Quite interestingly, BHT seems less efficient than Tinuvin 123 but the gap decreases with temperature in good agreement with previously reported results in polyolefins where HALS are considered as efficient stabilizers for low temperature thermal ageing [27, 28].

4. DISCUSSION

Our aim here is to describe the effect of antioxidants using a kinetic model for lifetime prediction for stabilized PDCPD. For that purpose, we will complete the previously established model which is validated for unstabilized thin films of PDCPD [12] by adding reactions describing the stabilization as illustrated for example in [18, 25, 29, 30]. The associated kinetic constants will be assessed from fitting of experimental curves together with respect of their physical sense i.e. consistently with existing literature on radical processes.

1. Kinetic modeling and strategy for estimating rate constants

According to the literature [18, 30, 31], the action of phenolic antioxidants such as BHT during thermal oxidation could be described by the following reactions:



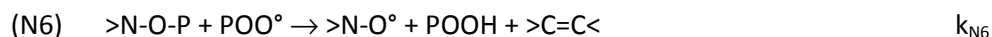
Those reactions compete with the propagation reaction involving POO° such as $\text{POO}^\circ + \text{PH} \rightarrow \text{POOH} + \text{P}^\circ$. The generated POOH during the reaction (3) decomposes as described in literature: $\text{POOH} \rightarrow \text{PO}^\circ + \text{}^\circ\text{OH}$. Thus, reactions (S1) and (S2) consume 2 POO° radicals and create 2 radicals (PO° and $\text{}^\circ\text{OH}$). In the absence of phenols, one POO° radical gives a P° and a POOH i.e. 3 radicals in the end. This explains why phenols are efficient stabilizers.

In fact, as it will be seen later, this simple model gives acceptable simulations for hydrocarbon polymers [18, 30, 31] but failed in PDCPD in particular in simulating the decrease of oxidation rate with hindered phenol concentration. Basing on Pospisil's work [32], several hypotheses for partial regeneration of hindered phenols were tested:

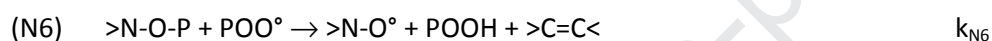
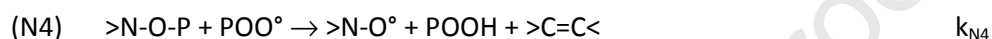


In this case, however, neither k_{S1} nor k_{S3} or k_{S4} are a priori known.

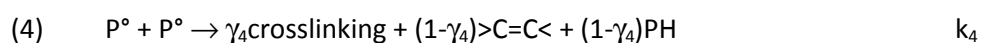
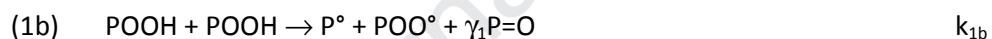
Basing on the literature [33], the following two reactions seem to describe the action of Tinuvin 123:



In the case of amine stabilizers such as Chimassorb 2020, the “active” forms of stabilizers (nitroxy and alkoxy amine) are generated from N-H groups. Despite some controversies, it seems that the following mechanism based on the Faucitano’s work [³⁴, ³⁵] can be employed [³⁶]:



Those reactions were added to the mechanistic scheme established for additive free PDCPD [¹²].



The kinetic model was modified to take into account the effect either of phenols, HAS of alkoxyamine type (Tinuvin 123) or amine (Chimassorb 2020) by changing differential equations as shown in Appendix 2.

The Thickness of Oxidized Layer is given by $TOL^2 = D_{O_2}[O_2]/r_{ox}$ (TOL, D_{O_2} , $[O_2]$, r_{ox} being respectively the, the oxygen diffusivity, its solubility in polymer, and the oxidation rate in surface). Presumably

$(D_{O_2})_{\text{stabilized}} = (D_{O_2})_{\text{pure}}$, $[O_2]_{\text{stabilized}} = [O_2]_{\text{pure}}$, and $(r_{OX})_{\text{stabilized}} < (r_{OX})_{\text{pure}}$, we have $TOL_{\text{stabilized}} > TOL_{\text{pure}}$. NB: “pure” subscript corresponds to additive-free PDCPD. In other words, the oxidation is supposed to be homogeneous in thickness so that the diffusion terms for stabilizers were neglected. The rate constants $k_{1u} \dots k_6$ were previously determined for pure PDCPD and remain valid without any restriction. In other words, the values for stabilization rate constants (k_{s1} , k_{s2} , $k_{N1} \dots k_{N6}$) are the “only” missing parameters for simulating experimental results.

2. Strategy for estimating rate constants

In principle, there might be an infinite number of set of (missing) rate constants for stabilization reactions (k_{s1} , k_{s2} , $k_{N1} \dots k_{N6}$) allowing a simulation of experimental results. We decided to fix some values from literature (either from polyolefins or model liquid compounds stabilization) in the case where it seemed to us there was no objection to use them in PDCPD.

For the stabilization by BHT and hindered phenols, the reaction (S2) is expected to be fast since it involves 2 radicals. According to data compiled by Denisov [37], k_{s2} ranges from 1.7×10^8 to 4.2×10^8 depending on the para substituent of phenol. In our case, the k_{s2} value was chosen equal to 10^8 whatever the ageing temperature. It seems also that the activation energy of such a fast reaction would be close to 0. k_{s1} values are thus the only adjustable parameter and will be determined by an inverse approach. Some reported values of k_{s1} for comparable polymers are summarized in Table 2. It was also observed that $E_{s1} \geq E_3$ consistently with the matter that Bond Dissociation Energy for broken O-H bond in phenols is higher than for C-H bond in PE or PP and certainly in PDCPD.

	PP [18]	PE [31]	Model compounds [37]	PB [30]
k_{s1} ($\text{l mol}^{-1} \text{s}^{-1}$)	40 (80°C)	4×10^4 (110°C)	/	3 (100°C)
E_{s1} (kJ mol^{-1})	70 ± 10	80	/	/
k_{s1}/k_3	635 (80°C)	2×10^4 (110°C)	/	2 (100°C)
k_{s2} ($\text{l mol}^{-1} \text{s}^{-1}$)	10^6	5×10^8 (110°C)	$(1.7-4.2) \times 10^8$	10^5 (100°C)
E_{s2}	0	0	/	0

Table 2. Kinetic parameters used in literature.

For stabilization by Tinuvin 123 and Chimassorb 2020, k_{N5} (for reaction $>NO^\bullet + P^\bullet$) value is supposed to be very high as observed for model compounds [38, 39]. Bauer and Gerlock [40] have also reported

that k_{N5} and k_2 (rate constant for $P^\circ + O_2$) have the same order of magnitude (about 10^8 - 10^9 l mol⁻¹ s⁻¹). It seems also that k_{N5} is clearly higher than k_{N6} (because the reaction between $>NO^\circ$ and P° is expected to be faster than the reaction between POO° and $>NOP$ which is quite stable). Some kinetic parameters from the literature are summarized in Table 3. For Tinuvin 123, k_{N5} was hence fixed at 10^9 l mol⁻¹ s⁻¹ and k_{N6} was thus adjusted by curves best fitting.

	Model compounds [³⁸ , ³⁹]	PE [²⁵]
k_{N5} (l mol ⁻¹ s ⁻¹)	$2 \times 10^7 - 2 \times 10^9$ (18-24°C)	10^{10} (110°C)
	Acrylic-urethane [⁴⁰]	PE [²⁵]
k_{N6} (l mol ⁻¹ s ⁻¹)	$(2.3- 4.6) \times 10^{-1}$ (25°C)	7×10^3 (110°C)
k_{N5}/k_3	/	4118 (110°C)

Table 3. Kinetic parameters from literature.

The mechanisms of reactions (N5) and (N6) are the same for Tinuvin 123 and Chimassorb 2020, and the corresponding rate constants will be considered the same for both stabilizers (and presumably all the other members of the HAS family). As previously reported [23], k_{N2} (rate constant for oxygen O_2 + labile hydrogen of NH) is low (on the order of 10^{-4} l mol⁻¹ s⁻¹ at 110°C). Last, k_{N3} and k_{N4} are certainly high (they correspond to radical processes) and it was proposed that $k_{N3} = k_{N4} = 10^6$ l mol⁻¹ s⁻¹.

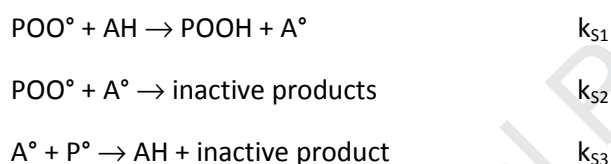
	BHT	Tinuvin 123	Chimassorb 2020
$[POOH]_0$ (mol l ⁻¹)	$5 \times 10^{-2} - 1.5 \times 10^{-1}$	$5 \times 10^{-2} - 1.5 \times 10^{-1}$	$5 \times 10^{-2} - 1.5 \times 10^{-1}$
$[C=C]_0$ (mol l ⁻¹)	8 – 9	9 – 10	8 – 9
$[PH]_0$ (mol l ⁻¹)	16 – 18	18 – 20	16 – 18
$[NO^\circ]_0$ (mol l ⁻¹)	/	0	0
$[O_2]_0$	2.12×10^{-3}	2.12×10^{-3}	2.12×10^{-3}
$[NOP]_0$ (mol l ⁻¹)	/	$2.27 \times 10^{-3} - 4.55 \times 10^{-2}$	0
$[NH]_0$ (mol l ⁻¹)	/	/	$2.27 \times 10^{-3} - 4.55 \times 10^{-2}$
$[N^\circ]_0$ (mol l ⁻¹)	/	/	0
$[NOO^\circ]_0$ (mol l ⁻¹)	/	/	0
$[NO^\circ]_0$ (mol l ⁻¹)	/	/	0
$[AH]_0$ (mol l ⁻¹)	$2.27 \times 10^{-3} - 4.55 \times 10^{-2}$	/	/
$[A^\circ]_0$ (mol l ⁻¹)	0	/	/

Table 4. Initial conditions used in simulations of stabilized PDCPD oxidation.

3. Simulation of the experimental results

The system of differential equations derived from the kinetic scheme can be resolved using Matlab solver (ODE23s) with rate constants given in Appendix 2 for pure PDCD, initial conditions given in Table 4, and kinetic parameters for stabilization determined as explained in the previous paragraph. The corresponding simulations are given in Figure 5 for 50°C and 6 for the other temperatures. These results call for the following comments:

① For PDCPD stabilized with BHT, the “classical” model (reactions S1 and S2) failed to simulate the maximal oxidation rate for carbonyl build up and only gave acceptable simulation for lifetime. Basing on the hypothesis that phenols can regenerate by dismutation process (involving conjugated species [³²]), results were successfully simulated using a completed version of the model:



The reaction S3 is actually favored by the conjugation of alkyl radicals but we must acknowledge this alternative model is not fully validated. It was observed that model simulates experimental results only if $k_{S2} \ll k_{S3}$. A possible set of rate constants is given in Table 5a but it remains to conclude on its unicity. In further studies, the measurements of BHT residual concentration with ageing time should be conducted for better identifying the stabilization rate constants.

② For PDCPD stabilized with Tinuvin 123 and Chimassorb 2020, model simulates fairly the accumulation of carbonyl groups at 50°C, 90°C and 120°C irrespectively of the stabilizer concentration. This is a quite encouraging result given the relative complexity of HAS stabilization.

The kinetic parameters estimated from inverse approach are summarized in Table 5b. The adjusted parameters (k_{N6} for Tinuvin 123, and later k_{N1} for Chimassorb 2020) are well in line with literature value through for example k_{N6}/k_3 ratio. As expected, the model simulates degradation kinetics for Tinuvin 123 and Chimassorb 2020 with the same k_{N5} and k_{N6} , suggesting an “universal” set of values for the Denisov’s cycle (in a given polymer family) for all member family. Interestingly, this k_{N5} , k_{N6} set seems also to allow a description for one given sample of PDCPD stabilized with TEMPO (Appendix 3)

which confirms this last statement.

	BHT – model 1			BHT model 2			k_{S1}/k_3
	k_{S1}	k_{S2}	k_{S1}/k_3	k_{S1}	k_{S2}	k_{S3}	
50	24	10^8	5×10^2	200	5	5×10^7	4120
90	168	10^8	2×10^2	1170	10^2	5×10^7	1480
120	740	10^8	1.8×10^2	5700	10^3	5×10^7	1300
E_a	50	0		50	80	0	
R^2	0.996	/	/		/		

(a)

	Tinuvin 123			Chimassorb 2020					
	k_{N5}	k_{N6}	k_{N6}/k_3	k_{N1}	k_{N2}	k_{N3}	k_{N4}	k_{N5}	k_{N6}
50	1×10^9	1500	3×10^4	0.3	1×10^{-5}	1×10^6	1×10^6	1×10^9	1500
90	1×10^9	9000	1×10^4	6	8×10^{-5}	1×10^6	1×10^6	1×10^9	9000
120	1×10^9	20000	5×10^3	120	2×10^{-4}	1×10^6	1×10^6	1×10^9	20000
E_a	/	40	/	89	46	/	/	/	40
R^2	/	0.993	/	0.982	0.993	/	/	/	0.993

(b)

Table 5: Rate constants describing action of BHT (a) and Tinuvin 123 and Chimassorb 2020 (b). NB: for Tinuvin 123, k_{N5} adjusted from literature, k_{N6} adjusted for fitting data, and for Chimassorb 2020, k_{N5} , k_{N6} were taken from the value of Tinuvin 123, k_{N1} , k_{N2} , k_{N3} adjusted for fitting data (see text).

Since kinetic model reasonably fits the experimental results for PDCPD stabilized with HAS, we were interested in using the kinetic model to discuss the differences between the two investigated HAS molecules. According simulations displayed in Figure 7, Tinuvin 123 is present in its active form (alkoxyamine >NOP) as soon as the beginning of exposure, and this form always predominates over >NO° one. In Chimassorb 2020, it seems that the time to convert >NH into >NOP (approximately 30 h at 50°C) limits HAS efficiency, the result of simulation being consistent with conclusions on other HAS molecules by Bauer and Gerlock [41]. Interestingly, it seems that during this “induction period”, POO° would accumulate at a very high level which explains why the maximal concentration in >NOP is lower for Chimassorb 2020 than Tinuvin 123.

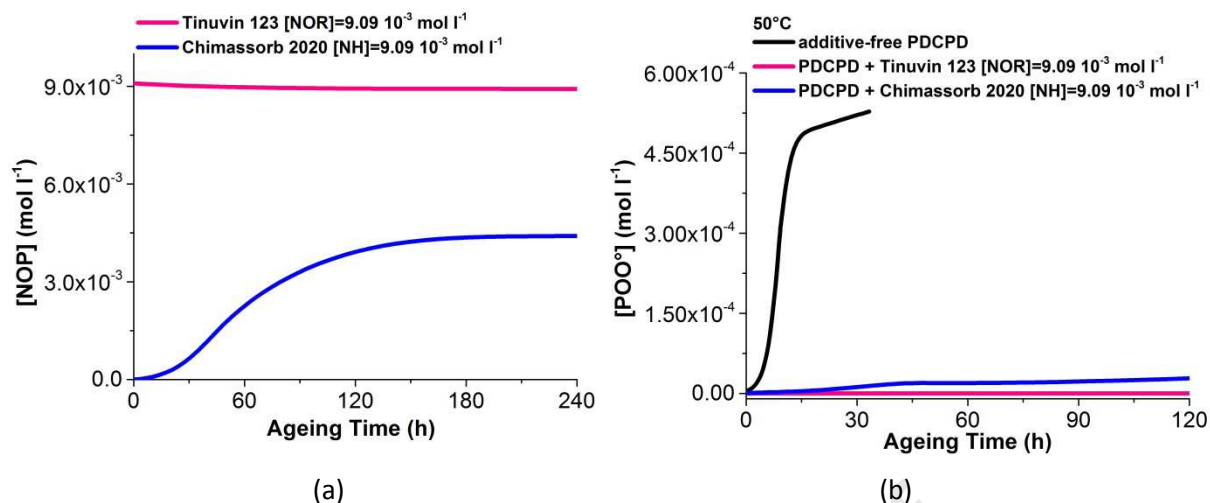


Figure 7. Simulation curves of >NOP (a) and POO° concentrations (b).

5. CONCLUSIONS

This paper addressed the thermal stabilization of PDCPD by phenolic and HAS stabilizers with the aim to propose stabilizers compatible with the ROMP polymerization and protecting efficiently the polymer for long term uses. Three antioxidants were chosen differing by their stabilization chemistry (phenol vs HAS), physical performances (oligomeric vs monomeric HAS) and amine functionalization (secondary amine vs alkoxyated one). Tinuvin 123 shows a better protection performance compared with BHT and Chimassorb 2020 especially when lowering the ageing temperature. It allows a remarkable extension of the lifetime and a decrease in the oxidation rate but physical loss might limit its efficiency. Even if both Tinuvin 123 and Chimassorb 2020 both are regenerative stabilizers, Chimassorb 2020 displays a limited performance in terms of anti-oxidation presumably due to the time needed to “activate” N-H groups. The kinetic model established for pure PDCPD was completed to simulate experimental results for the three investigated stabilizer molecules in a wide range of stabilizer concentration and ageing temperatures by adding elementary steps in line with previously published data for stabilization. In a close future, it must be completed to take into account the diffusion of stabilizers in bulky materials so as to help practitioners to make the best choice of stabilizers package.

ACKNOWLEDGEMENTS

Mr Christiano Santos is acknowledged for his help for experimental work.

Agence Nationale de la Recherche is gratefully acknowledged for having funded this study (Project VRPOM – Vieillissement des Réseaux Polymérisés par Métathèse – 2016-2019).

Journal Pre-proof

APPENDIX 1

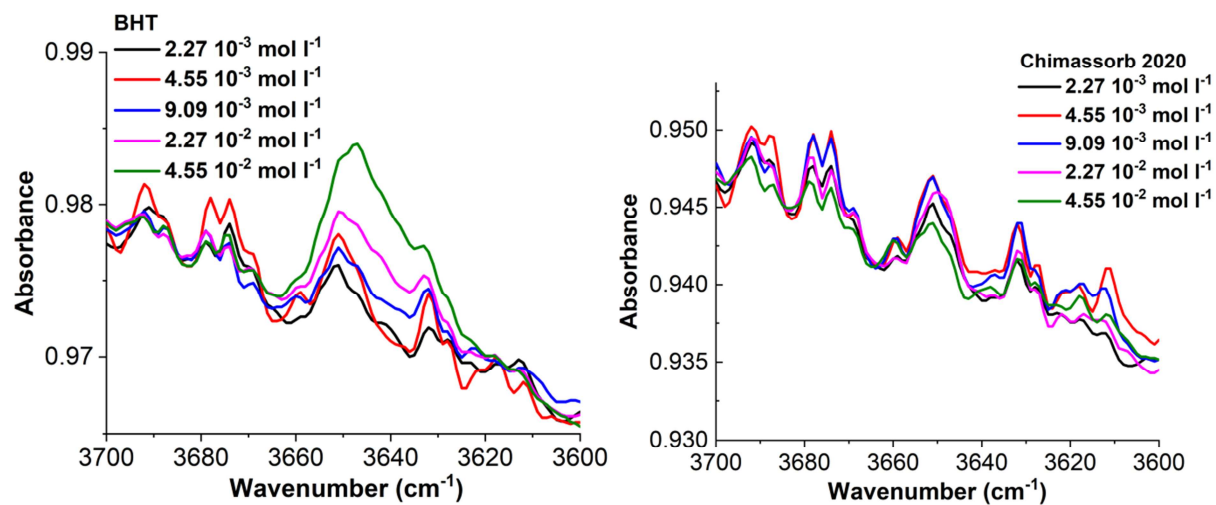


Figure 8. FTIR spectra in the O-H or N-H region for virgin PDCPD + BHT (a) and PDCPD + Chimassorb 2020 (b).

APPENDIX 2

1. Modified equations for PDCPD + BHT

$$\frac{d[POOH]}{dt} = -k_{1u}[POOH] - 2k_{1b}[POOH]^2 + k_3[POO^\circ][PH] + k_5(1 - \gamma_5)[P^\circ][POO^\circ] + k_{s1}[POO^\circ][AH]$$

$$\frac{d[POO^\circ]}{dt} = k_{1b}[POOH]^2 + k_2[P^\circ][O_2] - k_3[POO^\circ][PH] - k_5[P^\circ][POO^\circ] - 2k_6[POO^\circ]^2 - k_{a2}[POO^\circ][C = C] - k_{s1}[POO^\circ][AH] - k_{s2}[POO^\circ][A^\circ]$$

Equations for $d[P^\circ]/dt$ and $d[>C=C<]/dt$ are unchanged

Then, two new equations related to AH and A° should be added in the case of thin samples

$$\frac{d[AH]}{dt} = -k_{s1}[POO^\circ][AH] + D_{AH} \frac{d^2[AH]}{dx^2}$$

$$\frac{d[A^\circ]}{dt} = k_{s1}[POO^\circ][AH] - k_{s2}[POO^\circ][A^\circ] + D_{AH} \frac{d^2[AH]}{dx^2}$$

Where D_{AH} is the diffusion coefficient of the stabilizer. Since the thin films were used for studying thermal oxidation of stabilized PDCPD, the item with D_{AH} should be neglected.

2. Modified equation of PDCPD + Tinuvin 123

$$\frac{d[P^\circ]}{dt} = 2k_{1u}[POOH] + k_{1b}[POOH]^2 - k_2[P^\circ][O_2] + k_3[POO^\circ][PH] - 2k_4[P^\circ]^2 - k_5[P^\circ][POO^\circ] + k_{a2}[POO^\circ][C = C] - k_{N1}[NO^\circ][P^\circ]$$

$$\frac{d[POO^\circ]}{dt} = k_{1b}[POOH]^2 + k_2[P^\circ][O_2] - k_3[POO^\circ][PH] - k_5[P^\circ][POO^\circ] - 2k_6[POO^\circ]^2 - k_{a2}[POO^\circ][C = C] - k_{N2}[N - O - P][POO^\circ]$$

$$\frac{d[POOH]}{dt} = -k_{1u}[POOH] - 2k_{1b}[POOH]^2 + k_3[POO^\circ][PH] + k_5(1 - \gamma_5)[P^\circ][POO^\circ] + k_{N2}[N - O - P][POO^\circ]$$

$$\frac{d[C=C]}{dt} = -k_{a1}[P^\circ][C=C] - k_{a2}[POO^\circ][C=C] + (1 - \gamma_4)k_4[P^\circ]^2 + (1 - \gamma_5)k_5[P^\circ][POO^\circ] + k_{N2}[N-O-P][POO^\circ]$$

Then two equations about the stabilizers will be added:

$$\begin{aligned}\frac{d[NO^\circ]}{dt} &= -k_{N1}[NO^\circ][P^\circ] + k_{N2}[N-O-P][POO^\circ] \\ \frac{d[N-O-P]}{dt} &= k_{N1}[NO^\circ][P^\circ] - k_{N2}[N-O-P][POO^\circ]\end{aligned}$$

3. Modified Equations for PDCPD + Chimassorb 2020

$$\begin{aligned}\frac{d[POOH]}{dt} &= -k_{1u}[POOH] - 2k_{1b}[POOH]^2 + k_3[POO^\circ][PH] + k_5(1 - \gamma_5)[P^\circ][POO^\circ] \\ &\quad + k_{NH}[NH][POO^\circ] + k_{N2}[N-O-P][POO^\circ] \\ \frac{d[P^\circ]}{dt} &= 2k_{1u}[POOH] + k_{1b}[POOH]^2 - k_2[P^\circ][O_2] + k_3[POO^\circ][PH] - 2k_4[P^\circ]^2 - k_5[P^\circ][POO^\circ] \\ &\quad + k_{a2}[POO^\circ][C=C] - k_{N1}[NO^\circ][P^\circ] \\ \frac{d[POO^\circ]}{dt} &= k_{1b}[POOH]^2 + k_2[P^\circ][O_2] - k_3[POO^\circ][PH] - k_5[P^\circ][POO^\circ] - 2k_6[POO^\circ]^2 \\ &\quad - k_{a2}[POO^\circ][C=C] - k_{NH}[NH][POO^\circ] - k_{N2}[N-O-P][POO^\circ] \\ \frac{d[C=C]}{dt} &= -k_{a1}[P^\circ][C=C] - k_{a2}[POO^\circ][C=C] + (1 - \gamma_4)k_4[P^\circ]^2 + (1 - \gamma_5)k_5[P^\circ][POO^\circ] + \\ &\quad k_{N2}[N-O-P][POO^\circ]\end{aligned}$$

Then, a series of equations describing the changes of Chimassorb 2020 will be added:

$$\begin{aligned}\frac{d[NOO^\circ]}{dt} &= k_N[N^\circ][O_2] - 2k_{NOO}[NOO^\circ]^2 \\ \frac{d[NO^\circ]}{dt} &= k_{NOO}[NOO^\circ]^2 - k_{N1}[NO^\circ][P^\circ] + k_{N2}[N-O-P][POO^\circ] \\ \frac{d[NH]}{dt} &= -k_{O2}[NH][O_2] - k_{NH}[NH][POO^\circ] \\ \frac{d[N-O-P]}{dt} &= k_{N1}[NO^\circ][P^\circ] - k_{N2}[N-O-P][POO^\circ]\end{aligned}$$

APPENDIX 3

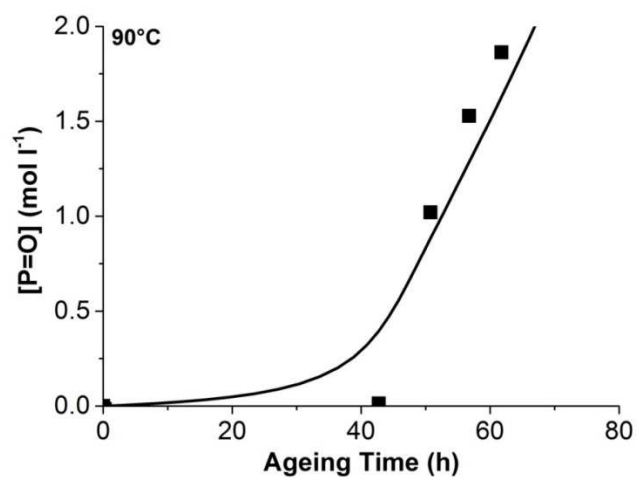


Figure 9. Kinetic curves for carbonyl buildup and kinetic modeling for PDCPD + TEMPO ($10^{-2} \text{ mol l}^{-1}$) at 90°C with $k_{N5} = 10^9$ and $k_{N6} = 9000 \text{ l mol}^{-1} \text{ s}^{-1}$.

REFERENCES

- ¹ J. Pospíšil. Mechanistic action of phenolic antioxidants in polymers—A review. *Polymer Degradation and Stability* 20,1988, 181-202.
- ² P. Gijsman. A review on the mechanism of action and applicability of Hindered Amine Stabilizers. *Polymer Degradation and Stability* 145 (2017) 2-10.
- ³ J. Malík, D. Q. Tuan, E. Špirk. Lifetime prediction for HALS-stabilized LDPE and PP. *Polymer Degradation and Stability* 47, 1995, 1-8.
- ⁴ N.C. Billingham. Designing polymer additives to minimise loss. *Makromolekulare Chemie. Macromolecular Symposia* 27, 1989, 187-205.
- ⁵ Handbook of Plastics Additives
- ⁶ J. Huang, W. Minne, R. Drozdak, G. Recher, P.Y. Le Gac, E. Richaud. Thermal oxidation of poly(dicyclopentadiene) – decomposition of hydroperoxide.
- ⁷ E. Richaud, P.Y. Le Gac, J. Verdu. Thermooxidative aging of polydicyclopentadiene in glassy state. *Polymer Degradation and Stability* 102, 2014, 95-104.
- ⁸ V. Defauchy, P.Y. Le Gac, A. Guinault, J. Verdu, G. Recher, R. Drozdak, E. Richaud. Kinetic analysis of polydicyclopentadiene oxidation. *Polymer Degradation and Stability* 142, 2017, 169-177.
- ⁹ E. Oral, C. Godleski Beckos, A.S. Malhi, O.K. Muratoglu. The effects of high dose irradiation on the cross-linking of vitamin E-blended ultrahigh molecular weight polyethylene. *Biomaterials* 29(26), 2008, p. 3557-3560.
- ¹⁰ P. Gijsman, W. Dong, A. Quintana, M. Celina. Influence of temperature and stabilization on oxygen diffusion limited oxidation profiles of polyamide 6. *Polymer Degradation and Stability* 130, 2016, 83-96.
- ¹¹ <https://polymer-additives.specialchem.com/product/a-basf-chimassorb-2020>
- ¹² J. Huang, A. David, P.-Y. Le Gac, C. Lorthioir, C. Coelho, E. Richaud. Thermal oxidation of Poly(dicyclopentadiene)– kinetic modeling of double bond consumption. *Polymer Degradation and Stability* 166, 2019, 258-271.
- ¹³ E. Richaud, C. Monchy-Leroy, X. Colin, L. Audouin, J. Verdu. Kinetic modelling of stabilization coupled with stabilizer loss by evaporation. Case of dithioester stabilized polyethylene. *Polymer Degradation and Stability* 94, 2009, 2004-2014
- ¹⁴ R. Gensler, C.J.G. Plummer, H.-H. Kausch, E. Kramer, J.-R. Pauquet, H. Zweifel. Thermo-oxidative degradation of isotactic polypropylene at high temperatures: phenolic antioxidants versus HAS. *Polymer Degradation and Stability* 67, 2000, 195-208.
- ¹⁵ X. Gao, X. Meng, H. Wang, B. Wen, Y. Ding, S. Zhang, M. Yang. Antioxidant behaviour of a nanosilica-immobilized antioxidant in polypropylene. *Polymer Degradation and Stability* 93, 2008, 1467-1471.
- ¹⁶ B. Fayolle, L. Audouin, J. Verdu. A critical molar mass separating the ductile and brittle regimes as revealed by thermal oxidation in polypropylene. *Polymer* 45, 2004, 4323-4330.
- ¹⁷ A. David, J. Huang, E. Richaud, P.Y. Le Gac. Impact of thermal oxidation on mechanical behaviour of pDCPD: case of non-diffusion limited oxidation. Submitted to *Polymer Degradation and Stability*.
- ¹⁸ E. Richaud, B. Fayolle, J. Verdu. Polypropylene stabilization by hindered phenols – Kinetic aspects. *Polymer Degradation and Stability* 96, 2011, 1-11.
- ¹⁹ J. Pospíšil, J. Pilař, N.C. Billingham, A. Marek, Z. Horák S. Nešpůrek. Factors affecting accelerated testing of polymer photostability. *Polymer Degradation and Stability* 91, 2006, 417-422.
- ²⁰ C. Latocha, M. Uhnat. The kinetics of oxidative induction of LDPE stabilized with commercial antioxidants. *Polymer Degradation and Stability* 35, 1992, 17-22.
- ²¹ N. C. Billingham, P. D. Calvert, I. W. Okopi, A. Uzuner. The solubility of stabilizing additives in polypropylene. *Polymer Degradation and Stability* 31 (1991) 23-36.
- ²² N.C. Billingham, P.D. Calvert, A.S. Manke. Solubility of phenolic antioxidants in polyolefins. *Journal of Applied Polymer Science* 26, 1981, 3543-3555
- ²³ J. Malík, A. Hrivík, E. Tomová. Diffusion of hindered amine light stabilizers in low density polyethylene and isotactic polypropylene. *Polymer Degradation and Stability* 35, 1992, 61-66.
- ²⁴ E.B. Zeynalov, N.S. Allen. Modelling light stabilizers as thermal antioxidants. *Polymer Degradation and Stability* 91, 2006, 3390-3396.
- ²⁵ E. Richaud, X. Colin, C. Monchy-Leroy, L. Audouin, J. Verdu. Polyethylene stabilization against thermal oxidation by a trimethylquinoleine oligomer. *Polymer Degradation and Stability* 94, 2009, 410–420.
- ²⁶ E.B. Zeynalov, N.S. Allen. Modelling light stabilizers as thermal antioxidants. *Polymer Degradation and Stability* 91, 2006, 3390-3396.

- ²⁷ F. Gugumus. Advances in the stabilization of polyolefins. *Polymer Degradation and Stability* 24, 1989, 289-301.
- ²⁸ Y.G. Hsuan, R.M. Koerner. Antioxidant depletion lifetime in high density polyethylene geomembranes. *Journal of Geotechnical and Geoenvironmental Engineering - ASCE* 124 (1988) 532-541.
- ²⁹ I. Ahmad, C.Y. Li, Y.G. Hsuan, R.A. Cairncross. Reaction model describing antioxidant depletion in polyethylene–clay nanocomposites under thermal aging. *Polymer Degradation and Stability* 110, 2014, 318-335.
- ³⁰ M. Coquillat, J. Verdu, X. Colin, L. Audouin, M. Celina. A kinetic evaluation of the thermal oxidation of a phenol stabilised polybutadiene. *Polymer Degradation and Stability* 93, 2008, 1689-1694.
- ³¹ E. Richaud. Kinetic modelling of phenols consumption during polyethylene thermal oxidation. *European Polymer Journal* 49, 2013 2223-2232.
- ³² J. Pospíšil, S. Nešpůrek, H. Zweifel. The role of quinone methides in thermostabilization of hydrocarbon polymers—I. Formation and reactivity of quinone methides. *Polymer Degradation and Stability* 54, 1996, 7-14.
- ³³ E.T. Denisov. Mechanism of regeneration of hindered nitroxyl and aromatic amines. *Polymer Degradation and Stability* 25, 1989, 209-215.
- ³⁴ Faucitano A, Buttafava A, Martinotti F, Bortolus P. First electron spin resonance identification of a nitrogen peroxy radical as intermediate in the photooxidation of 2,2,6,6-tetramethylpiperidine derivatives. *J Phys Chem* 88, 1984, 1187–90.
- ³⁵ A. Faucitano, A. Buttafava, F. Martinotti, L. Greci. The mechanism of photostabilization by hindered amines: ESR evidence of dark reactions with regeneration of nitroxyl radicals in the inhibited photooxidation of polyolefin model systems. *Polymer Degradation and Stability* 35, 1992, 211-217.
- ³⁶ F. Gugumus, N. Lelli. Light stabilization of metallocene polyolefins. *Polymer Degradation and Stability* 72, 2001, 407-421.
- ³⁷ E.T. Denisov, I.B. Afanas'ev. *Oxidation and antioxidants in organic chemistry and biology*. CBC Taylor & Francis Group, Boca Raton, London, New York, Singapore (2005). p. 510.
- ³⁸ J. Chateaneuf, J. Luszyk, K.U. Ingold. Absolute rate constants for the reactions of some carbon-centered radicals with 2,2,6,6-tetramethylpiperidine-N-oxyl. *J Org Chem* 53, 1988, 1629-1632.
- ³⁹ J. Nicolas, Y. Guillaneuf, C. Lefay, D. Bertin, D. Gimes, B. Charleux Review: Nitroxide-mediated polymerization. *Progress in Polymer Science* 38, 2013, 63-235.
- ⁴⁰ D. R. Bauer, J. L. Gerlock. Photo-stabilisation and photo-degradation of organic coatings containing a hindered amine light stabiliser: Part III—Kinetics of stabilisation during free radical oxidation *Polymer Degradation and Stability* 14, 1986, 97-112
- ⁴¹ D.R. Bauer, J. L. Gerlock, D. F. Mielewski Photo-degradation and photo-stabilization in organic coatings containing a hindered amine light stabilizer: Part VI—ESR measurements of nitroxide kinetics and mechanism of stabilization. *Polymer Degradation and Stability* 28, 1990, 115-129.

- Thermal oxidation of stabilized PDCPD was studied at several temperatures
- Oxidation rate of PDCDP can be decreased down using stabilizers
- Tinuvin 123 is the more efficient stabilizer compared to BHT and Chimassorb 2020
- A non-empirical kinetic model is available for stabilized PDCPD with each kind of stabilizers

Journal Pre-proof

Prof Emmanuel RICHAUD

Processes and Engineering in Mechanics and Materials laboratory

Arts et Métiers ParisTech

To whom it may concerns

We hereby confirm that we have no conflict of interest with the submission of the paper
« Thermal oxidation of poly(dicyclopentadiene) – Effect of phenolic and hindered amine
stabilizers ».

Prof Emmanuel Richaud

Emmanuel RICHAUD
